






## Coating Equipment Accela Cota 48"

### Images





**INTIMAC S.R.L.**  
Via XXV Aprile, 8  
21054 Fagnano Olona (VA) - Italia  
Tel. +39 0331 1693557  
email: inti@intisrl.it






## Product details

<b>Category:</b>	Coating Equipment
<b>Machine:</b>	48"
<b>Machine code:</b>	IT262
<b>Manufacturer:</b>	Accela Cota
<b>Year of construction:</b>	n/a

## Description



**INTIMAC S.R.L.**

Via XXV Aprile, 8  
21054 Fagnano Olona (VA) - Italia  
Tel. +39 0331 1693557  
email: inti@intisrl.it

**ACCELA-COTA 48"**

Approximate working capacity (depends on tablet size): 150 kg

Pan speed: 5-15 RPM

Pan Diameter: 48" (1219.2 m/m)

Pan Mouth Diameter: 19" (482.6 m/m)

Materials of construction, pan, exhaust, plenum & sink: Stainless Steel

Pan drive motor: 2 hp 1440 RPM Buxton certified groups 2 & 3

Exhaust fan flow rate: 2500 cfm at 8" water gauge

Exhaust fan motor: 7 1/2 hp 2880 RPM Buxton certified groups 2 & 3

Exhaust outlet diameter: 12" (304.8 m/m)

Sink Drain: 1 1/2" dia (34.93 m/m)

Height: 75.5" (1917.2 m/m)

Floor Space: 61" X 50" (1648.9 m/m x 1270 m/m)

Weight: 1650 lb (700 kg)

**SPECIFICATION**

**PAN WORKING CAPACITY: APPROX.350 POUNDS**

**PAN SPEED: VARIABLE 8-20 RPM**

**PAN OUTSIDE DIA: 48"**

**PAN MOUTH DIA: 19"**

**PAN EXHAUST HOOD SINK MATL.: STAINLESS STEEL**

**BASE CONSTRUCTION: STEEL**

**EXHAUST REQUIREMENTS: 1100 CFM 82 WG (MIN.)**

**DRIVE MOTOR EXPLOSION PROOF: 2 HP 1440 RPM**

**FAN MOTOR EXPLOSION PROOF 7 1/2 HP 2880 RPM**

**DRAIN CONNECTION: O/D COPPER PIPE**

**HEIGHT (LESS COVER): 75 1/2", INCL. COVER 82"**

**FLOOR SPACE: 61" x 50"**

**WEIGHT (LESS COVER): 1540 POUNDS**